



The Russell soft shell jacket for the workplace – with fabric, fit and features that are designed for physical stress and demanding work environments.

- Ergonomic fit with articulated elbows
- One piece shoulder panel, no shoulder seam
- Black contrast panels on shoulders, elbows and back of hem
- Sturdy YKK vislon front zip with pull cord, inner storm flap and zip guard at collar
- 2 deep, zipped front pockets
- 1 multi compartment pocket
- Cuffs with internal stretch insert for weather protection and comfortable fit
- Adjustable bungee cord in hem



MATERIAL:

96% Polyester; 4% Elastane Durable outer fabric with abrasion resistant textured finish; breathable, waterproof membrane; bonded microfleece lining; 100% Polyester with grid texture



WEIGHT:

400g/m²



PACKING:

Pack 1; Carton 12



LAUNDRY CARE:

Suitable for 30°C wash and low temperature tumble dry



ORIGIN:

China

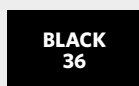
		XS	S	M	L	XL	2XL	3XL	4XL
Your body measurement									
To fit chest	cm	87/92	92/97	97/102	102/107	107/112	112/117	117/122	122/127
	Ins	34/36	36/38	38/40	40/42	42/44	44/46	46/48	48/50
Garment dimensions									
Chest Size: cm		100	106	112	118	124	130	136	142
Back Length: cm		70	72.5	75	77.5	80	82.5	82.5	82.5
Body Length: cm		65	67.5	70	72.5	75	77.5	77.5	77.5

DECORATOR NOTES

Decoration access at inner left chest.



COLOURS



BLACK
36
PANTONE®
FABRIC: 19-4005 TPX
PAPER: BLACK C
C:100 M:50 Y:50 K:100



BOTTLE GREEN
38
PANTONE®
FABRIC: 19-5513 TPX
PAPER: 5477 C
C:100 M:50 Y:80 K:45



CONVOY GREY
CG
PANTONE®
FABRIC: 17-4405 TPX
PAPER: 444 C
C:18 M:5 Y:0 K:71



FRENCH NAVY
FN
PANTONE®
FABRIC: 19-4010 TPX
PAPER: 532 C
C:100 M:85 Y:35 K:55



Die neue Workwear Softshell-Jacke von Russell Strapazierfähiges wasserdichtes Material, ergonomisches Design und eine durchdachte Ausstattung machen diese Jacke zur attraktiven Wahl für vielfältige Arbeitsumgebungen.

- Ergonomischer Schnitt, vorgeformte Ellbogen
- Durchgehende Schulterpartie - keine Naht auf der Schulter
- Schulterpartie, Ellbogen, Kragenbund und rückseitiger Bund in Kontratsfarbe Schwarz (schwarze Jacke vollständig in Schwarz)
- Belastbarer YKK Vislon-Reißverschluss mit Zugband vorne, innenliegende Regenblende und Reißverschlusschutz am Kragen
- Verdeckte vertikale Reißverschlussaschen vorne
- Unterteilte Innentasche
- Ärmelbund mit innenliegendem flexiblen Einsatz für komfortablen Wetterschutz
- Kordelzug im Bund


MATERIAL:

96% Polyester; 4% Elasthan (Aussengewebe), wasserdichte und atmungsaktive Membran, verschweisstes strukturiertes Microfleece-Innenfutter aus 100% Polyester


GEWICHT:

400g/m²


VERPACKUNG:

Pack 1; Karton 12


WASCHANLEITUNG:

Geeignet für 30°C Wäsche und Wäschetrockner

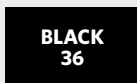

HERKUNFT:

China

Größen		XS	S	M	L	XL	2XL	3XL	4XL
Ihre Körper Maße									
Brustumfang	cm	87/92	92/97	97/102	102/107	107/112	112/117	117/122	122/127
	Ins	34/36	36/38	38/40	40/42	42/44	44/46	46/48	48/50
Kleidergrößen									
Brustumfang: cm		100	106	112	118	124	130	136	142
Rückenlänge: cm		70	72.5	75	77.5	80	82.5	82.5	82.5
Körperlänge: cm		65	67.5	70	72.5	75	77.5	77.5	77.5

HINWEISE ZUR VEREDLUNG

Grosszügiger Veredelungszugang auf der linken Brustseite


FARBEN


BLACK
36
PANTONE®
FABRIC: 19-4005 TPX
PAPER: BLACK C
C:100 M:50 Y:50 K:100



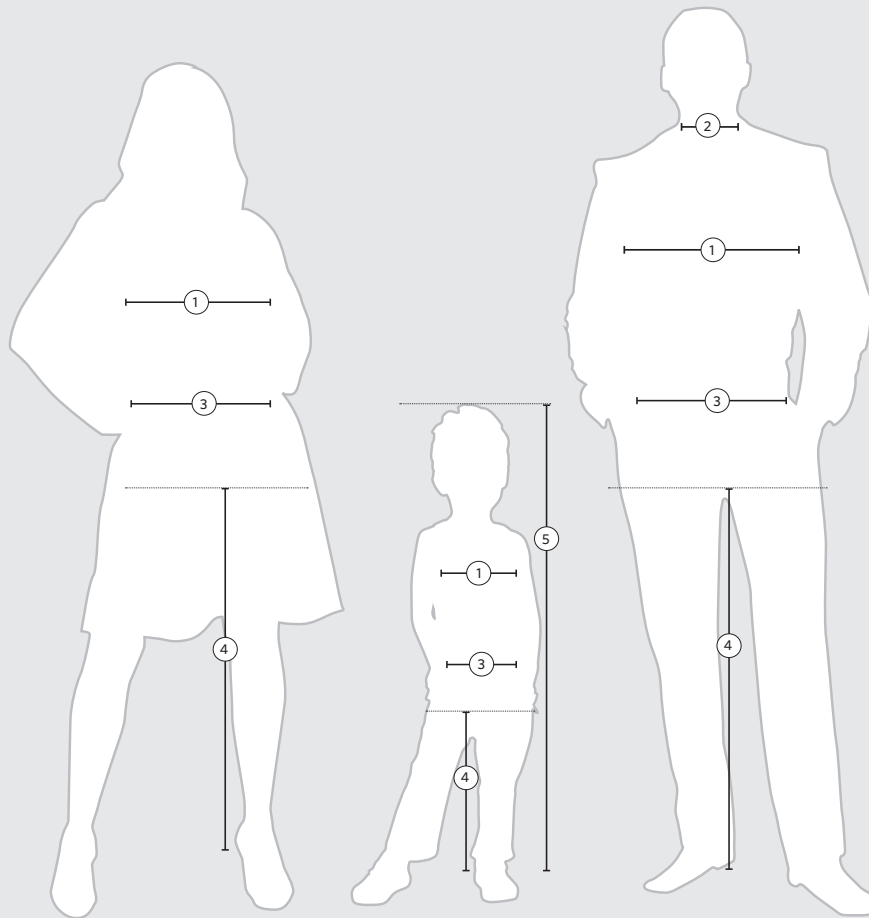
BOTTLE GREEN
38
PANTONE®
FABRIC: 19-5513 TPX
PAPER: 5477 C
C:100 M:50 Y:80 K:45



CONVOY GREY
CG
PANTONE®
FABRIC: 17-4405 TPX
PAPER: 444 C
C:18 M:5 Y:0 K:71



FRENCH NAVY
FN
PANTONE®
FABRIC: 19-4010 TPX
PAPER: 532 C
C:100 M:85 Y:35 K:55



All of our measurements are based on actual "To Fit" body sizes and not the size of the actual garment itself e.g. a polo shirt with a chest to fit size of 92-97cms / 36-38" will fit someone with similar chest measurements; trousers with a waist to fit of 50 Europe / 34" will fit someone with similar waist measurements etc.

To help you select the most appropriate size of garment(s) please refer to our measuring tips below.

Chest

Men: measure around the fullest part of the chest, 2.5cms below the underarm area ①

Women: measure around the fullest part of the bust ①

Children: measure under the arms around the fullest part of the chest ①

Collar

Men: measure around the base of the neck ②

Waist

All: measure around the natural waist, ensuring the measuring tape is kept taut ③

Leg Length

All: measure from the top of the inside leg at the crotch down to where trousers are normally worn with shoes ④

Height

Children: standing still, with feet together and flat on the floor, measure from the top of the head to the ground ⑤



Size Guide

All Products (excl. Shirts, Trousers, Shorts & Sweatpants)

Ladies'	XXS	XS	S	M	L	XL	2XL	3XL	4XL	5XL	6XL
Chest to fit (CM)	72-77	77-82	82-87	87-92	92-97	97-102	102-107	107-112	112-117	117-122	122-127
Chest to fit (INS)	28-30	30-32	32-34	34-36	36-38	38-40	40-42	42-44	44-46	46-48	48-50

Dress Size

UK	6	8	10	12	14	16	18	20	22	24	26
France	34	36	38	40	42	44	46	48	50	52	54
Italy	38	40	42	44	46	48	50	52	54	56	58
Germany/Europe	32	34	36	38	40	42	44	46	48	50	52

Men's	XXS	XS	S	M	L	XL	2XL	3XL	4XL	5XL	6XL
Chest to fit (CM)	82-87	87-92	92-97	97-102	102-107	107-112	112-117	117-122	122-127	127-132	132-137
Chest to fit (INS)	32-34	34-36	36-38	38-40	40-42	42-44	44-46	46-48	48-50	50-52	52-54

Shirts

Ladies'	XXS	XS	S	M	L	XL	2XL	3XL	4XL	5XL	6XL
Chest to fit (CM)	72-77	77-82	82-87	87-92	92-97	97-104	104-112	112-120	120-130	130-137	137-144
Chest to fit (INS)	28-30	30-32	32-34	34-36	36-38	38-41	41-44	44-47	47-51	51-54	54-57

Dress Size

UK	6	8	10	12	14	16	18	20	22	24	26
France	34	36	38	40	42	44	46	48	50	52	54
Italy	38	40	42	44	46	48	50	52	54	56	58
Germany/Europe	32	34	36	38	40	42	44	46	48	50	52

Men's	S	M	L	XL	2XL	3XL	4XL	5XL	6XL
Collar to fit (CM)	37-38	39-40	41-42	43-44	45-46	47-48	49-50	51-52	53-54
Dual Collar Sizes (INS)	14.5/15	15.5	16/16.5	17/17.5	18	18.5/19	19.5	20	21
Individual Collar Sizes (INS)	14.5 15	15.5	16 16.5	17 17.5	18	18.5 19	19.5	20	21
Chest to fit (CM)	92-97	97-102	102-107	107-112	112-117	117-122	122-127	127-132	132-137
Chest to fit (INS)	36-38	38-40	40-42	42-44	44-46	46-48	48-50	50-52	52-54

Trousers & Shorts

UK (INS)	28	30	32	34	36	38	40	42	44	46	48
EUROPE	44	46	48	50	52	54	56	58	60	62	64

	Short	Regular	Long
Leg Length (CM)	76	81	86
Leg Length (INS)	30	32	34

Sweatpants

	S	M	L	XL
UK (INS)	30	32	34	36
Europe	46	48	50	52

Blazers

Girls'															
Chest to fit (CM)	68	71	73	76	79	81	84	86	89	91	96	101	106	112	117
Chest to fit (INS)	27	28	29	30	31	32	33	34	35	36	38	40	42	44	46

Boys'																
Chest to fit (CM)	71	73	76	79	81	84	86	89	91	94	96	101	106	112	117	122
Chest to fit (INS)	28	29	30	31	32	33	34	35	36	37	38	40	42	44	46	48

All Children's Products (excl. Sweatpants)

	XS	S	M	L	XL	2XL	3XL	4XL
Age (Years)	1-2	3-4	5-6	7-8	9-10	11-12	13-14	15-16
Height (CM)	90	104	116	128	140	152	164	176
Chest to fit (CM)	51-56	56-63	63-71	71-76	76-81	81-86	86-91	91-96
Chest to fit (INS)	20-22	22-25	25-28	28-30	30-32	32-34	34-36	36-38

Sweatpants (Children)

	S	M	L	XL	2XL
Age (Years)	3-4	5-6	7-8	9-10	11-12
Height (CM)	104	116	128	140	152
Waist to fit (CM)	53	55	58	61	66
Waist to fit (INS)	21	22	23	24	26